





2021 COLLECTION

BLADE COLLECTION

Designed for skiers who want to lay trenches, catch trannies and rip all over the mountain, this is the LINE Blade and Blade W. While most metal laminate skis on the market focus on stability and power, the Blade was created with LINE's core motto of fun in mind. You'll be grinning from ear to ear in joy after one run on these game-changing all-mountain skis.



BLADE COLLECTION



BLADE 95



BLADE 95



The skis like no other on the market. With an aggressive and agile shape, tight turning radius and a shovel ready to plow through anything that gets in its way, the Blade 95 and Blade 92 open up opportunities to have more fun than you've ever experienced on the mountain. Equipped with an Aspen Core and Gas Pedal Metal, the Blade 95 & Blade 92 were developed in collaboration with the side of your brain that craves a feeling it hasn't even experienced yet.



	SURFY	MEDIUM	RIGID
LENGTHS:	169, 176, 181	CORE:	Aspen
SHAPE mm:	154-95-124	BASE:	Fatty™ 1.7
WEIGHT/ SKI(g):	2,050	FLEX:	Directional Flex™
SIDECUT AVG. m:	Tight	GEOMETRY:	5-Cut™
STANCE mm:	-40.0	CONSTRUCTION:	Sidewall
PROFILE mm:	3-5-1	EDGE mm:	Fatty™ 2.5 x 2.2

	SURFY	MEDIUM	RIGID
LENGTHS:	169, 176, 181	CORE:	Aspen
SHAPE mm:	154-95-124	BASE:	Fatty™ 1.7
WEIGHT/ SKI(g):	2,050	FLEX:	Directional Flex™
SIDECUT AVG. m:	Tight	GEOMETRY:	5-Cut™
STANCE mm:	-40.0	CONSTRUCTION:	Sidewall
PROFILE mm:	3-5-1	EDGE mm:	Fatty™ 2.5 x 2.2

BLADE COLLECTION



BLADE COLLECTION



BLADE 92



BLADE 92



Created to carve, cut, slash and burn. The all-new Blade 95 and Blade 92 will reignite the euphoria of the turn and leave only deep cut trenches in its wake and a sh*t eating grin on your face.


	SURFY	MEDIUM	RIGID
LENGTHS:	153, 160, 167	CORE:	Aspen
SHAPE mm:	140-92-114	BASE:	Fatty™ 1.7
WEIGHT/ SKI(g):	1,650	FLEX:	Directional Flex™
SIDECUT AVG. m:	Tight	GEOMETRY:	5-Cut™
STANCE mm:	-36.3	CONSTRUCTION:	Sidewall
PROFILE mm:	3-5-1	EDGE mm:	Fatty™ 2.5 x 2.2

	SURFY	MEDIUM	RIGID
LENGTHS:	153, 160, 167	CORE:	Aspen
SHAPE mm:	140-92-114	BASE:	Fatty™ 1.7
WEIGHT/ SKI(g):	1,650	FLEX:	Directional Flex™
SIDECUT AVG. m:	Tight	GEOMETRY:	5-Cut™
STANCE mm:	-36.3	CONSTRUCTION:	Sidewall
PROFILE mm:	3-5-1	EDGE mm:	Fatty™ 2.5 x 2.2



VISION COLLECTION

Created With THC Construction: Before your mind wonders anywhere else, THC stands for Triple Hybrid Construction, and this is some serious tech. A mixture of three different composite laminates of Carbon, Fiberglass, and Aramid are laid on top of the core. These materials resonate at different frequencies, allowing the Vision Collection to feel insanely lightweight, while maintaining a damp and stable feel. In other words, THC really mellows out the harsh vibes that you'd get in an ordinary lightweight ski.



VISION 118



Your ticket to ride on days when the storms are rolling, and the snow keeps flying. A finely tuned taper and rocker profile, and a light core reinforced with THC Technology, the Vision 118 can blast, arc, and surf the deepest of the deep without making your legs feel like lead. Drop-in on this incredibly lightweight freeride ski and forge through anything the mountain may throw at you.

	SURFY	MEDIUM	RIGID
LENGTHS:	175, 183, 189	CORE:	Partly Cloudy™
SHAPE mm:	152-118-138	BASE:	Sintered 1.3
WEIGHT/SKI(g):	1,900	FLEX:	Directional Flex™
SIDECUT AVG. m:	19.5	GEOMETRY:	5-Cut™
STANCE mm:	-44.9	CONSTRUCTION:	Sidewall
PROFILE mm:	10-2-8	EDGE mm:	2.1 x 2



VISION 108



The freeride ski that can slap down pillow stacks one day and explore far out zones the next, the Vision 108 re-imagines what is possible for lightweight freeride skis. Stable at speeds, light in the air, and easy to control the Vision 108 is perfect for ripping the entire mountain one day and conquering dawn patrol the next.

VISION 98



Whether you're looking to rally through the freshies, arc on groomers, or motor up skin-tracks, the Vision 98 is up to the task. The 98mm waist footprint offers versatility for those days that you don't need the float. It may be one of the lightest skis you'll get your hands on, but don't let that fool you, the Vision 98 will rip whatever you throw at it.

	SURFY	MEDIUM	RIGID
LENGTHS:	175, 183, 189	CORE:	Partly Cloudy™
SHAPE mm:	142-108-128	BASE:	Sintered 1.3
WEIGHT/ SKI(g):	1605	FLEX:	Directional Flex™
SIDECUT AVG. m:	19.5	GEOMETRY:	5-Cut™
STANCE mm:	-45.3	CONSTRUCTION:	Sidewall
PROFILE mm:	10-2-8	EDGE mm:	2.1 x 2

	SURFY	MEDIUM	RIGID
LENGTHS:	172, 179, 186	CORE:	Partly Cloudy™
SHAPE mm:	131-98-119	BASE:	Sintered 1.3
WEIGHT/ SKI(g):	1515	FLEX:	Directional Flex™
SIDECUT AVG. m:	18.0	GEOMETRY:	5-Cut™
STANCE mm:	-44.3	CONSTRUCTION:	Sidewall
PROFILE mm:	9-2-7	EDGE mm:	2.1 x 2



PANDORA 110



THC

Created with THC Technology, the award-winning Pandora 110 combines a featherweight chassis with a damp and stable feel under your feet. Featuring a refined rocker profile, attuned tapering, and a functional 110 waist width, the Pandora 110 marries deep snow performance with hardpack capabilities. Push into the backcountry, float through the secret stashes, and rail back to the lifts.

	SURFY	MEDIUM	RIGID
LENGTHS:	162, 170, 178		Partly Cloudy™
SHAPE mm:	144-110-130		Sintered 1.3
WEIGHT/SKI(g):	1,500		Directional Flex™
SIDECUT AVG. m:	16.5		5-Cut™
STANCE mm:	-44.0		Sidewall
PROFILE mm:	10-5-7		EDGE mm: 2.1 x 2




PANDORA 104



MAGIC FINGERS

The award-winning Pandora 104 is back for another season. With Magic Finger Carbon Filaments™ that harmonize with the Aspenlite™ core for a stable, lightweight ride, the Pandora 104 is your go-to one ski quiver. Carve up the morning groomers, rip through afternoon slush, and float through the deeper days with ease.

	SURFY	MEDIUM	RIGID
LENGTHS:	158, 165, 172		Aspenlite™
SHAPE mm:	137-104-121		Sintered 1.3
WEIGHT/SKI(g):	1633		Directional Flex™
SIDECUT AVG. m:	14.6		5-Cut™
STANCE mm:	-65.2		Capwall™
PROFILE mm:	12-4-6		EDGE mm: 2.1 x 2



PANDORA 94



The Pandora 94 is your ticket to a lightweight, nimble ride. With enough rocker and taper to tackle a variety of terrain, you'll be right at home ripping groomers, hardpack, and those few fresh inches of snow that fell overnight on the Pandora 94. Constructed with Magic Finger Carbon Filaments, these skis offer an unmatched weight-to-performance ratio to keep you skiing from first chair to last call.

	SURFY	MEDIUM	RIGID
LENGTHS:	151, 158, 165, 172	CORE:	Aspenlite™
SHAPE mm:	131-94-117	BASE:	Sintered 1.3
WEIGHT/ SKI(g):	1491	FLEX:	Directional Flex™
SIDECUT AVG. m:	14.5	GEOMETRY:	5-Cut™
STANCE mm:	-59.1	CONSTRUCTION:	Capwall™
PROFILE mm:	8-4-2	EDGE mm:	2.1 x 2

PANDORA 84

For the days when the skies are clear, and the snow is fast, pick up the Pandora 84 and rip through anything the frontside will throw at you. The best ski for nonstop groomer laps, square up on the Pandora 84 – the intuitive, easy skiing hardpack specialist – and let those skis run down the mountain.

	SURFY	MEDIUM	RIGID
LENGTHS:	151, 158, 165	CORE:	Aspenlite™
SHAPE mm:	122-84-110	BASE:	Sintered 1.3
WEIGHT/ SKI(g):	1339	FLEX:	Directional Flex™
SIDECUT AVG. m:	13.0	GEOMETRY:	5-Cut™
STANCE mm:	-57.1	CONSTRUCTION:	Capwall™
PROFILE mm:	3-4-2	EDGE mm:	2.1 x 2



FISH SHAPES

Fish shapes with swallowtails. Designed to harness the positives of directional skis with stability at speed and long effective edge grip, combined with the ability to ollie, butter, float, and turn better than ever before. A welcomed diversion from your traditional directional ski, the Pescado and Sakana open up new lanes of creativity on the mountain.

FISH SHAPES




PESCADO

Σ SWALLOWTAIL

With a swallowtail design, soft flex, and a massive shovel, the Pescado is made to float through deep snow with ease. A directional back-mounted stance allows the tail of the ski to sink in deeper snow, thus raising the tip and giving you more control through the deepest of the deep. Equipped with a Partly Cloudy™ Core and ABS sidewalls, the Pescado continues to be one of the most innovative, unique, and insanely-fun powder skis on the market.

	SURFY	MEDIUM	RIGID
LENGTHS (cm):		180	CORE: Partly Cloudy™
SHAPE mm:		158-125-144	BASE: Sintered 1.1
WEIGHT/ SKI(g):		1950	FLEX: Directional Flex™
SIDECUT AVG. m:		19.5	GEOMETRY: 5-Cut™
STANCE mm:		-80	CONSTRUCTION: Sidewall
PROFILE mm:		20-4-1	EDGE mm: 1.7 x 2



SAKANA

Σ SWALLOWTAIL

The award-winning LINE Sakana is a versatile all-mountain ski like no other on the market. Utilizing a unique swallowtail shape and camber through the majority of the ski, the Sakana is made to rail turns on hard snow, but an early rise tip and wide shovel allow the skis to surf through deeper snow. A ski that floats on fresh, and carves better than your Dad on Thanksgiving dinner, experience the game-changing Sakana.

	SURFY	MEDIUM	RIGID
LENGTHS:		166, 174, 181	CORE: Partly Cloudy™
SHAPE mm:		150-105-138	BASE: Sintered 1.3
WEIGHT/ SKI(g):		1770	FLEX: Directional Flex™
SIDECUT AVG. m:		15.0	GEOMETRY: 5-Cut™
STANCE mm:		-80.5	CONSTRUCTION: Sidewall
PROFILE mm:		10-4-0	EDGE mm: 2.1 x 2



CONVEX SHAPES

3D Convex Technology. A smooth curvature in the tips and tails of the ski allowing you to surf and slash through powder, while maintaining a strong edge grip on piste.

CONVEX SHAPES



OUTLINE



Voted the Number One Freestyle Powder Ski by Freeskier Magazine in 2019, the LINE Outline opens up new lanes of powder skiing creativity. Featuring 3D Convex Tech™, the Outline pairs a playful shape with an ample 117mm waist width, allowing you to float, slash, butter, and drift like you never imagined.



SIR FRANCIS BACON



Our most popular ski, the LINE Sir Francis Bacon, is back for another season. Equipped with a versatile 107mm waist width paired with 3D Convex Tech™ it floats and butters through powder without sacrificing performance on hardpack. Slash through wind lips, butter over rollers, and experience the playfulness the Sir Francis Bacon has to offer.

	SURFY	MEDIUM	RIGID
LENGTHS:	178, 186	CORE:	Partly Cloudy™
SHAPE mm:	150-117-142	BASE:	Fatty™ 1.7
WEIGHT/ SKI(g):	2030	FLEX:	Symmetric Flex™
SIDECUT AVG. m:	18.5	GEOMETRY:	5-Cut™
STANCE mm:	-40	CONSTRUCTION:	Sidewall
PROFILE mm:	15-3-15	EDGE mm:	Fatty™ 2.5 x 2.2

	SURFY	MEDIUM	RIGID
LENGTHS:	176, 184, 190	CORE:	Partly Cloudy™
SHAPE mm:	143-107-139	BASE:	Fatty™ 1.7
WEIGHT/ SKI(g):	1850	FLEX:	Symmetric Flex™
SIDECUT AVG. m:	16.0	GEOMETRY:	5-Cut™
STANCE mm:	-20	CONSTRUCTION:	Sidewall
PROFILE mm:	6-4-6	EDGE mm:	Fatty™ 2.5 x 2.2



SICK DAY COLLECTION

The Sick Day Collection. Lightweight, stable, and versatile. Your go-to ski for having a sick day with your friends when it's sick outside.



SICK DAY 104

 MAGIC FINGERS

Featuring Carbon Magic Finger Filaments combined with a lightweight aspen core, the Sick Day 104 can take you from deep in the backcountry to first chair groomer turns. Versatile, stable, and ready for whatever you can throw at it, you're guaranteed to have a pretty sick day on this ski, no matter the conditions.

	SURFY	MEDIUM	RIGID
LENGTHS:	172, 179, 186	CORE:	Aspenlite™
SHAPE mm:	137-104-121	BASE:	Sintered 1.3
WEIGHT/SKI(g):	1790	FLEX:	Directional Flex™
SIDECUT AVG. m:	17.7	GEOMETRY:	5-Cut™
STANCE mm:	-71.7	CONSTRUCTION:	Capwall™
PROFILE mm:	12-4-6	EDGE mm:	2.1 x 2



SICK DAY 94



Designed to make every day a Sick Day, the Sick Day 94 will allow you to rally groomers, churn through the crud, and leave the other nerds in your wake. Featuring Magic Finger Filaments, just like its big brother, the 94 provides unmatched edge hold and a consistent flex no matter the conditions.

	SURFY	MEDIUM	RIGID
LENGTHS:	172, 179, 186	CORE:	Aspenlite™
SHAPE mm:	131-94-117	BASE:	Sintered 1.3
WEIGHT/ SKI(g):	1623	FLEX:	Directional Flex™
SIDECUT AVG. m:	17.6	GEOMETRY:	5-Cut™
STANCE mm:	-65.0	CONSTRUCTION:	Capwall™
PROFILE mm:	8-4-2	EDGE mm:	2.1 x 2



SICK DAY 88

Created to carve up the frontside all day long, the Sick Day 88 allows for quick edge to edge performance paired with a lightweight chassis. Stable, playful, and super maneuverable, the Sick Day 88 gives you the reliable hard snow performance you want, and it won't blow through your savings, now that's pretty sick.

	SURFY	MEDIUM	RIGID
LENGTHS:	165, 172, 179	CORE:	Aspenlite™
SHAPE mm:	127-88-113	BASE:	Sintered 1.3
WEIGHT/ SKI(g):	1659	FLEX:	Directional Flex™
SIDECUT AVG. m:	17.4	GEOMETRY:	5-Cut™
STANCE mm:	-70	CONSTRUCTION:	Capwall™
PROFILE mm:	7-5-2	EDGE mm:	2.1 x 2



DESIGNED TO BUTTER, BEND, AND SEND



BLEND

Our freestyle team's favorite ski, the Blend continues to re-imagine what is possible on a park ski. Ideal for anyone looking to add some serious creativity into their bag of tricks, the Blend combines a solid platform with a snappy feel to make them the optimal ski for buttering, ollieing, and sending.

	SURFY	MEDIUM	RIGID
LENGTHS:	171, 178, 185	CORE:	Maple Macroblock™
SHAPE mm:	133-100-122	BASE:	Fatty™ 1.7
WEIGHT/SKI(g):	1,940	FLEX:	Symmetric Flex™
SIDECUT AVG. m:	20.0	GEOMETRY:	5-Cut™
STANCE mm:	-40	CONSTRUCTION:	Capwall™
PROFILE mm:	4-4-4	EDGE mm:	Fatty™ 2.5 x 2.2



AWARD-WINNING ALL-MOUNTAIN PARK PERFORMANCE



CHRONIC

Designed for all-mountain freestyle enjoyment, the LINE Chronic is the dopest all-mountain freestyle ski. With over a decade in the game, the Chronic's versatile turn shape will allow you to turn the mountain into your terrain park. This award-winning ski offers a poppy ride that will crush it just as hard on those harsh big-line jump laps as it will on those smooth burns all over the mountain.

SURFY	MEDIUM	RIGID
LENGTHS:	164, 171, 178, 185	CORE: Maple Macroblock™
SHAPE mm:	129-95-120	BASE: Fatty™ 1.7
WEIGHT/ SKI(g):	1905	FLEX: Symmetric Flex™
SIDECUT AVG. m:	16.0	GEOMETRY: 5-Cut™
STANCE mm:	-30	CONSTRUCTION: Capwall™
PROFILE mm:	2-5-2	EDGE mm: Fatty™ 2.5 x 2.2

THE FREESTYLE LEGEND'S GO-TO SKI



TOM WALLISCH PRO

After getting rave reviews on the redesigned model, Tom Wallisch's signature ski is back for another year and it isn't slowing down. The ski that is quickly becoming known for giving skiers of all ability levels the confidence they need to step up to the big jump line, the Tom Wallisch Pro combines a quick swing weight with a snappy feel and bomber construction. Developed hand in hand with Wallisch, the TW Pro remains the definitive high-performance park ski.

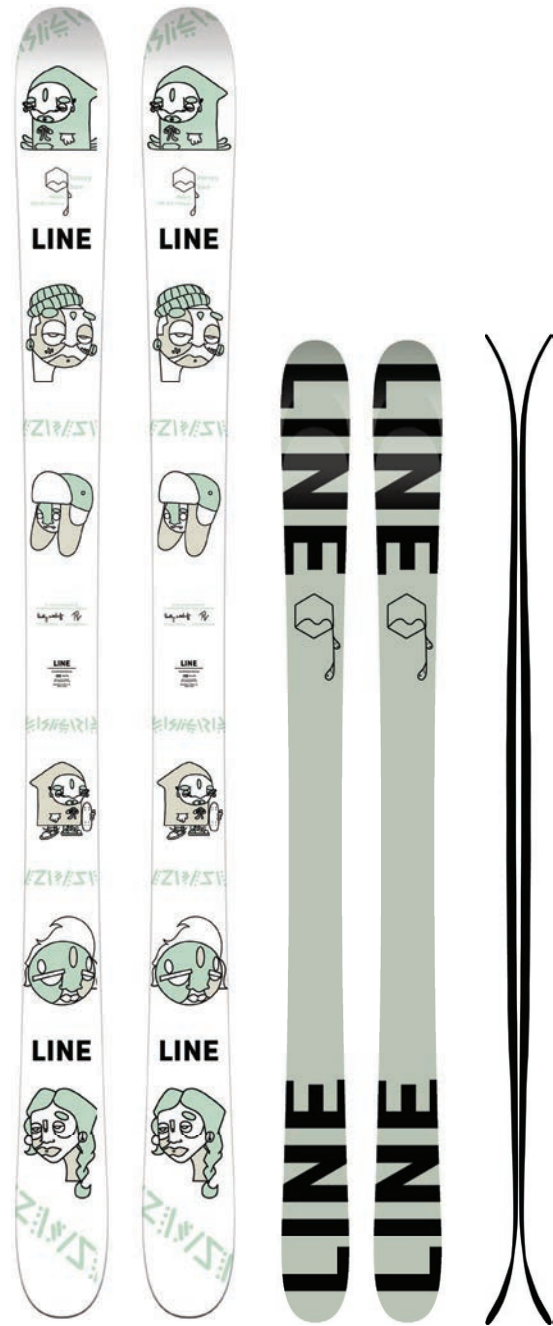
	SURFY	MEDIUM	RIGID
LENGTHS:	157, 164, 171, 178	CORE:	Maple Macroblock™
SHAPE mm:	118-90-116	BASE:	Fatty™ 1.7
WEIGHT/ SKI(g):	1800	FLEX:	Symmetric Flex™
SIDECUT AVG. m:	19.0	GEOMETRY:	5-Cut™
STANCE mm:	-20	CONSTRUCTION:	Capwall™
PROFILE mm:	5-4-5	EDGE mm:	Fatty™ 2.5 x 2.2



HONEY BADGER

Tough as nails, yet simple in design, the Honey Badger will tackle whatever you put in front of it. Jibs, Bonks, Jumps, Taps, it doesn't matter, the Honey Badger doesn't give a....well, you get the picture. The perfect package to crush it in the streets, park, and all over the mountain at an affordable price, it doesn't get much better than that.

	SURFY	MEDIUM	RIGID
LENGTHS:	155, 166, 172, 177	CORE:	Aspen Veneer™
SHAPE mm:	120-92-116	BASE:	Fatty™ 1.7
WEIGHT/ SKI(g):	1661	FLEX:	Symmetric Flex™
SIDECUT AVG. m:	19.5	GEOMETRY:	5-Cut™
STANCE mm:	-30	CONSTRUCTION:	4D Fibercap™
PROFILE mm:	3-4-3	EDGE mm:	Fatty™ 2.5 x 2.2



HONEY BEE

The go-to ski for LINE pro Taylor Lundquist, the LINE Honey Bee will allow you to float like a butterfly and spin like a top. Based off of the tough as nails Honey Badger chassis, the Honey Bee offers durable park performance in an affordable package thanks to the Aspenlite™ Core and Cap Construction for the freestyle female who wants it all.

	SURFY	MEDIUM	RIGID
LENGTHS:	144, 155, 166	CORE:	Aspenlite™
SHAPE mm:	120-92-116	BASE:	Fatty™ 1.7
WEIGHT/ SKI(g):	1499	FLEX:	Directional Flex™
SIDECUT AVG. m:	16.5	GEOMETRY:	5-Cut™
STANCE mm:	-30	CONSTRUCTION:	4D Fibercap™
PROFILE mm:	2-2-2	EDGE mm:	Fatty™ 2.5 x 2.2

**YOUTH COLLECTION.
BECAUSE SKIING
NEEDS A FUTURE.**





BACON SHORTY

If your idea of skiing involves slashing, surfing, and jibbing the natural features, the LINE Sir Francis Bacon Shorty is made for you. With a 107mm waist and symmetric shape, the Bacon offers a playful all-mountain package for the vertically challenged.


	SURFY	MEDIUM	RIGID
LENGTHS:	145, 155, 165		
SHAPE mm:	133-107-129		
WEIGHT/ SKI(g):	1645		
SIDECUT AVG. m:	14.0		
STANCE mm:	-30.6		
PROFILE mm:	6-1-6		



RUCKUS

Simply put, the LINE Ruckus is a full-on, heavy-duty park ski designed for smaller shredders in need of a shorter ski. This is the best ski for new freestyle skiers or shorter riders looking to progress in the park. With an Aspen Veneer core and Symmetric Flex, you're sure to cause a Ruckus all over the mountain.

	SURFY	MEDIUM	RIGID
LENGTHS:	135, 145, 155		
SHAPE mm:	108-82-103		
WEIGHT/ SKI(g):	1175		
SIDECUT AVG. m:	16.0		
STANCE mm:	-24.8		
PROFILE mm:	2-3-2		



TW SHORTY

With all the tech of its big brother, the LINE Tom Wallisch Shorty packs a punch in a pint-sized package. Featuring the same lightweight and bomber feel of the TW Pro, the TW Shorty provides the high-end performance needed for the next Superunknown superstar-in-training.

	SURFY	MEDIUM	RIGID
LENGTHS:	119, 129, 139, 149		
SHAPE mm:	97-72-93		
WEIGHT/ SKI(g):	840		
SIDECUT AVG. m:	12.0		
STANCE mm:	0		
PROFILE mm:	2-2-2		

VISION

Sizes: Adjustable 103.5-145cm / 41-57in
Basket: Screwoff™ 95mm
Material: Carbon Upper, 7075 Aluminum
Grip: EVA Anatomical
Features: Screw It All!™ Tip, Adjustable Length, Anti Slip Sleeve

PAINTBRUSH

Sizes: Adjustable 100-130cm / 40-52in
Basket: Screwoff™ Baskets (60mm, 95mm included)
Material: 7075 Aluminum
Grip: 25mm BMX Grip
Features: Screw It All!™ Tip, Grab Tab™, Skinnier Grip, Adjustable Length

GRIP STICK

Sizes: 100, 105, 110, 115, 120, 125 cm
 40, 42, 44, 46, 48, 50 in
Basket: Screwoff™ Baskets (60mm, 95mm included)
Material: 6061 Aluminum
Grip: Contoured Snake™ Grip
Features: Screwoff™ Baskets

WALLISCHTICK

Sizes: 90, 95, 100, 105, 110, 115 cm
 36, 38, 40, 42, 44, 46 in
Basket: Screwoff™ 60mm
Material: 6061 Aluminum
Grip: 25mm BMX Grip
Features: Screw it All!™ Tip, Skinnier Grips, Screwoff™ Baskets, Grab Tab™

PIN

Sizes: 90, 95, 100, 105, 110, 115 cm
 36, 38, 40, 42, 44, 46 in
Basket: Screwoff™ 60mm
Material: 6061 Aluminum
Grip: 25mm BMX Grip
Features: Skinnier Grips, Grab Tab™, Screwoff™ Baskets

TAC

Sizes: 90, 95, 100, 105, 110 cm
 36, 38, 40, 42, 44 in
Basket: 50mm
Material: 6061 Aluminum
Grip: 25mm BMX Grip
Features: Skinnier Grips

HAIRPIN

Sizes: 90, 95, 100, 105, 110, 115 cm
 36, 38, 40, 42, 44, 46 in
Basket: Screwoff™ 60mm Basket
Material: 6061 Aluminum
Grip: 25mm BMX Grip
Features: Skinnier Grips, Grab Tab™, Screwoff™ Baskets

GET UP

Sizes: Adjustable 75-105cm / 30-42in
Basket: 50mm
Material: 6061 Aluminum
Grip: Mushroom Grip
Features: Ergonomic Grip, Adjustable Length

VISION


PAINTBRUSH

GRIP STICK

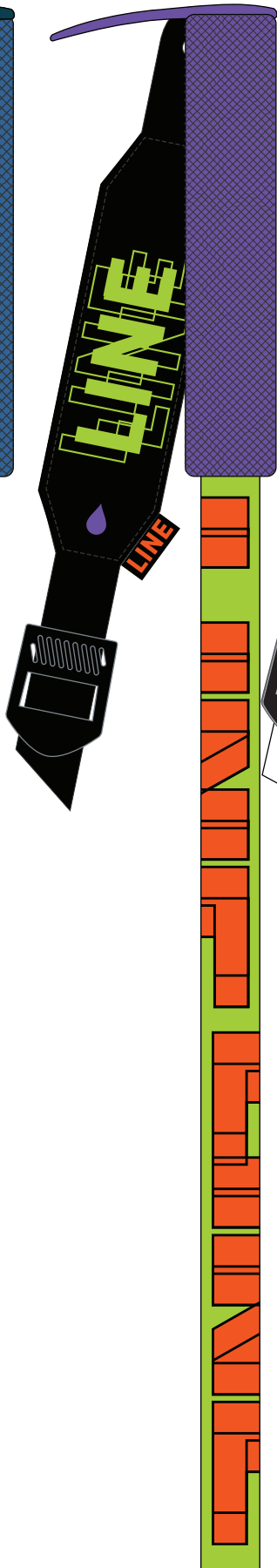


POLES


WALLISCHTICK



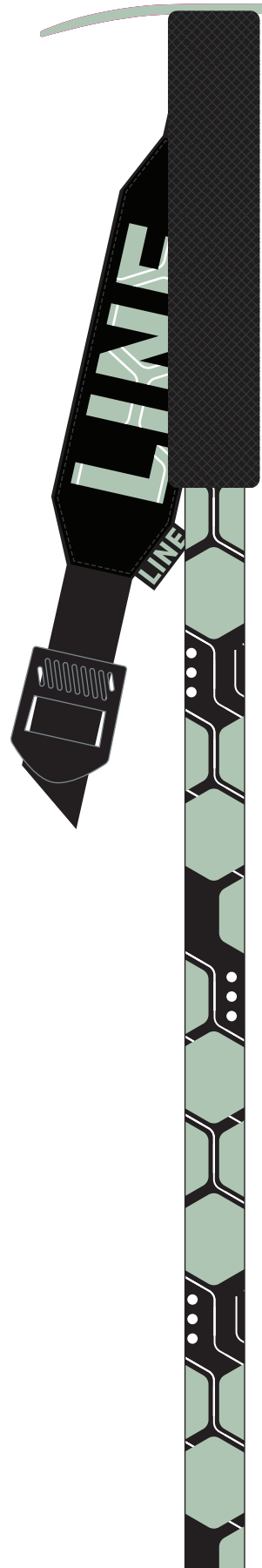
PIN



TAC



HAIRPIN



GET UP





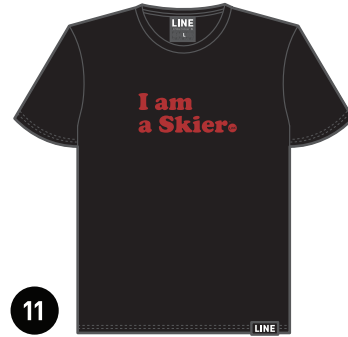
1. **Branded Hoodie:** Black / White / S, M, L, XL
2. **Blend Hoodie:** Black / S, M, L, XL
3. **Ski School Dropout:** Purple / S, M, L, XL
4. **Blade Long Sleeve:** Dark Purple / S, M, L, XL
5. **Digger Long Sleeve:** Red / S, M, L, XL

6. **Blend T:** Black / S, M, L, XL
7. **Honey Badger T:** Black / S, M, L, XL
8. **Bacon T:** Charcoal / S, M, L, XL
9. **Jib T:** Black / S, M, L, XL

STREETWEAR



10



11



12



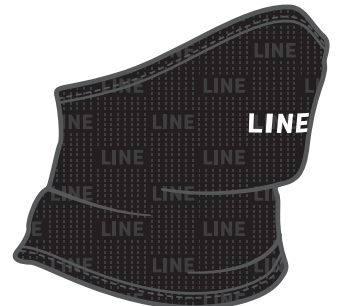
13



14



15



16



17



18



19

- 10. I am a Skier T: Black / Military Green / S, M, L, XL
- 11. I am a Skier Toddler T: Black / OS
- 12. I am a Skier Beanie: Black / OS
- 13. I am a Skier Onesie: Black / OS
- 14. Jib Shorts: Black / S, M, L, XL

- 15. Dock Beanie: Blue / OS
- 16. Line Face Tube: Black / OS
- 17. Vision Trucker: Black / OS
- 18. Line 5-Panel: Black / OS
- 19. Line Sock Pack: Black / OS

STYLE AND FUNCTION FROM THE HOUSE TO THE HILL, THE AIRPORT, THE CLASSROOM, AND BEYOND.



REMOTE PACK

VOLUME: 25 Liters
H x W x D: 56 x 28 x 22 cm



External hydration pockets.



Stowable and removable hip belt.



A-Frame ski carry.



Internal
snow safety
organizational
pockets.

Internal mesh
organizational
pocket.



SKI CARRY BAG

VOLUME: 38L (165cm) / 45L (195cm)
H x W x D: 165 x 15x 15cm / 195 x 15 x 15cm



ROLLER BAG

VOLUME: 103 Liters
H x W x D: 195 x 36 x 16cm



ADVANCED RESOURCE COLLECTIVE

Located in the mysterious gloom of the Pacific Northwest on the edge of the Cascade Mountain Range, the ARC is a facility that makes dreams into reality. A haven for ideas, a testing torture chamber for prototypes to be sacrificed & a meeting place for athletes & engineers to create the future of LINE.

LINE DEVELOPMENT PROCESS

Part art, part science & all stoke.

STEP 1: IDEATE

We get in a gondola, a bar, a hot tub, wherever with athletes, engineers, innovators and everyday skiers. With a collective mind and different experiences we brainstorm on what skiers want, what our product line is missing all while scrutinizing what we have, what works and how we can improve it.

STEP 2: FABRICATE

Our engineers with oversized brains turn dreams into reality using our extravagant tools and decades worth of knowledge. We get in early and stay late at the ARC and press skis, test new materials and just get weird with it until we have prototypes ready for snow.

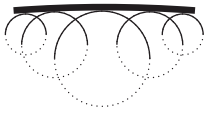
STEP 3: VALIDATE

It's a science, testing is crucial in hitting the target we have in our heard and making it a reality. Our athletes, engineers and testers are highly skilled in knowing what to feel for and get real judgey on the countless prototypes we throw at them. After that it's time to bend, break and slap the hell outta them! The ARC test center has more than 50 years of proprietary test machines to simulate every hellish situation a ski can be put into during use. Repetitive robots are able to simulate a lifetime's worth of abuse in a controlled environment.

STEP 4: CELEBRATE

Usually in the form of a cheers or high five at the top of a mountain or in the parking lot after realizing we just made a product everyone is stoked on. Skiing is always changing but our resolve for producing the skis of the future remains the same.

Geometry



5CUT™

FIVE different radiuses are blended into the ski's sidecut. The result? A wide variety of turn shape and an intuitive feel.

FOUND ON

All Skis

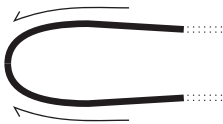


EARLY RISE™

Tip and tail lift away from the snow to bring the contact points closer to the center of the ski. This increases a ski's lift in deep snow and allows it to engage more quickly on hardpack.

FOUND ON

All Skis, Pescado (Tip), Sakana (Tip)



EARLY TAPER™

The widest point of the sidecut begins tapering earlier in the tip & tail which reduces hook ups in powder.

FOUND ON

Pescado (Tip), Outline, Sakana (Tip), Sir Francis Bacon, Blend, Chronic, Vision 118, Vision108, Vision 98, Sick Day 104, Sick Day 94, Sick Day 88, Pandora 110, Pandora 104, Pandora 94, Honey Bee, SFB Shorty, Ruckus

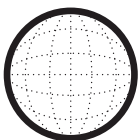


SWALLOWTAIL

A dramatic tail knockout de-couples the farthest reaches of the effective edge while simultaneously forcing the tail of the ski down in soft snow. The result is a ski that can be ridden at shorter lengths without sacrificing performance.

FOUND ON

Pescado, Sakana



CONVEX BASE™

Convex Contouring across the tip and tail of the ski loosen the ski feel by increasing displacement - and creating a tip and tail more inclined to plane - for an added dimension of turn shape.

FOUND ON

Outline, Sir Francis Bacon

Construction



SIDEWALL CONSTRUCTION

Ultra-High Density Polyethylene vertical walls over the edges absorb vibrations and provide powerful energy transmission.

FOUND ON

Pescado, Outline, Sakana, Sir Francis Bacon, Chronic, Honey Badger, Tom Wallisch Pro Vision 118, Vision 108, Vision 98, Blade, Honey Bee, Blade W

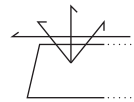


CAPWALL™ CONSTRUCTION

Combining the precision of sidewall underfoot, and the lightweight, durable performance of cap in the tip, Capwall™ construction provides the best of both worlds.

FOUND ON

Pandora 110, Pandora 104, Pandora 94, Pandora 84, Sick Day 104, Sick Day 94, Sick Day 88, Blend, Tom Wallisch Pro



4D FIBERCAP™ CONSTRUCTION

4 Directions of fiberglass are woven across the top of the core for durability without unnecessary weight.

FOUND ON

Honey Bee, SFB Shorty, Ruckus, Tom Wallisch Shorty, Honey Badger



SINTERED BASE

Sintered bases reduce the friction against the snow allowing for more speed, and more durability due to the high-density material they are crafted from.

FOUND ON

Pescado, Outline, Sakana, Sir Francis Bacon, Blend, Chronic, Honey Badger, Tom Wallisch Pro, Vision 118, Vision108, Vision 98, Blade, Sick Day 104, Sick Day 94, Sick Day 88, Pandora 110, Pandora 104, Pandora 94, Pandora 84, Blade W



Cores

100% of our skis are made with wood cores.

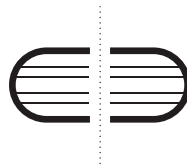


PARTLY CLOUDY CORE™

A blend of lightweight Paulownia and Maple creating the best strength to weight ratio in our line.

FOUND ON

Pandora 110, Vision 118, Vision 108, Vision 98, Outline, Sir Francis Bacon, Pescado, Sakana

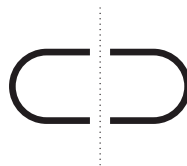


ASPEN VENEER CORE

An amalgam of Aspen Stringers brought together for a lightweight, snappy, and engaged feel.

FOUND ON

Honey Badger, Ruckus

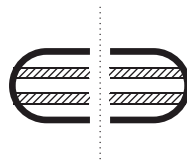


ASPENLITE™ CORE

100% Aspen for the lightest, most nimble feel.

FOUND ON

Blade, Blade W, Pandora 104, Pandora 94, Pandora 84, Sick Day 104, Sick Day 94, Sick Day 88, Honey Bee, SFB Shorty, TW Shorty



MAPLE MACROBLOCK™ CORE

Two full-length maple stringers surrounded by aspen for increased strength and durability.

FOUND ON

Blend, Chronic, Tom Wallisch Pro

Shreducational Device

Inquire about getting one of these peep shows for your store. Highlighting all the great tech and guts of the Blade to visually educate yo' self and customers. Packaged as single ski.

Super Powers



THIN TIP™

Super thin core & sidewall in the tips are 100 grams lighter per pair for reduced swing weight & tip bounce.

FOUND ON

All Skis



DIRECTIONAL FLEX

The softer tip floats & initiates turns easily while the stiffer tail provides power, stability & high speed control.

FOUND ON

Pescado, Sakana, Vision 118, Vision 108, Vision 98, Sick Day 104, Sick Day 94, Sick Day 88, Pandora 110, Pandora 104, Pandora 94, Pandora 84, Blade, Blade W

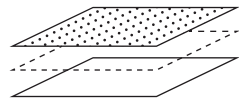


SYMMETRIC FLEX

The same flex pattern in front and behind your boot conforms to terrain equally riding forward & backwards.

FOUND ON

Outline, Sir Francis Bacon, Blend, Chronic, Honey Badger, Tom Wallisch Pro, Honey Bee, SFB Shorty, Ruckus, Tom Wallisch Shorty

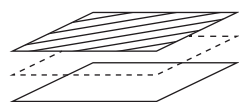


TUFF TOP™

Textured tougher top materials for more abuse, less scratches and a longer, better looking life for the investment on your feet.

FOUND ON

Blend, Chronic, Tom Wallisch Pro, Sick Day 104, Sick Day 94, Sick Day 88



DIRECT TECH™

Directionally striated material not only looks fast but sheds snow faster so you can show off those legendary LINE graphics more on the chairlift.

FOUND ON

Pandora 110, Pandora 104, Pandora 94, Pandora 84

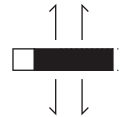


BUTTER ZONE™

Unique planing of the core in the tip and tail sections create a unique flex point that allows the ski to lock into butters with unmatched control..

FOUND ON

Blend

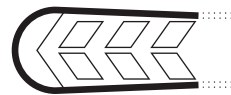


FATTY BASE & EDGE™

30% thicker base & edge, 2mm wide x 2.5mm high edge and 1.7mm thick base dramatically increases durability and tuning life of these skis.

FOUND ON

Blade, Blade W, Outline, Sir Francis Bacon, Blend, Chronic, Tom Wallisch Pro, Honey Badger, Honey Bee, SFB Shorty

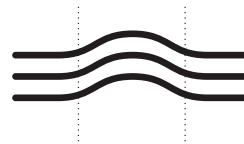


GAS PEDAL METAL™

Titanal focused across the ski width provides increased edge grip and torsional stability while maintaining a lively feel along the length of the ski. Two independent tip and tail Titanal pieces add power and energy.

FOUND ON

Blade, Blade W



CARBON OLLIEBAND

Pre-stretched carbon down the center of the ski for added pop and play in our freestyle skis

FOUND ON

Tom Wallisch Pro, Honey Badger

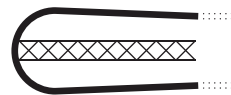


CARBON MAGIC FINGERS

A wide array of carbon stretching from tip to tail for added stability without sacrificing weight.

FOUND ON

Pandora 104, Pandora 94, Sick Day 104, Sick Day 94

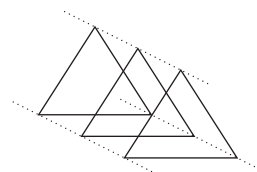


CARBON FLAX TAPE

Carbon Stringers offset by Flax Taping create added stiffness without the pingy, deflective properties of Carbon.

FOUND ON

Sakana



THC™ CONSTRUCTION

Combining Aramid, Carbon, and Fiberglass into a proprietary stack laminate, the elements of LINE's THC vibrate and resonate at different frequencies for a hyperdampened ski experience.

FOUND ON

Pandora 110, Vision 118, Vision 108, Vision 98

	MODEL	SIZES AVAILABLE (cm)	REFERENCE SIZE (cm)	DIMENSIONS TIP / WAIST/ TAIL (mm)	PROFILE TIP / WAIST/ TAIL (mm)	5-CUT SIDECUT RADIUS AVG (m)	STANCE BACK FROM CENTER (mm)	MOUNTING DISTANCE FROM TAIL (cm)	MOUNTING DRILL BIT (mm)
BLADE	BLADE 95	169, 176, 181	176	154-95-124	3-5-1	Tight	-40.0	81.9	4.1 x 9.5
	BLADE 92	153, 160, 167	160	140-92-114	3-5-1	Tight	-36.3	73.8	4.1 x 9.5
WOMEN'S FREERIDE	PANDORA 110	162, 165, 172	170	144-110-130	10-5-7	16.5	-41.5	79.5	3.6 x 9.5
	PANDORA 104	158, 165, 172	165	137-104-121	12-4-6	14.6	-65.2	73.2	3.6 x 9.5
	PANDORA 94	151, 158, 165, 172	165	131-94-117	8-4-2	14.5	-59.1	73.9	3.6 x 9.5
	PANDORA 84	151, 158, 165	158	122-84-110	3-4-2	13.0	-57.1	70.5	3.6 x 9.5
LIGHT WEIGHT FREERIDE	VISION 118	175, 183, 189	183	152-118-138	10-2-8	19.5	-44.9	85.3	3.6 x 9.5
	VISION 108	175, 183, 189	183	142-108-128	10-2-8	19.5	-45.3	85.2	3.6 x 9.5
	VISION 98	172, 179, 186	179	131-98-119	9-2-7	18.0	-44.3	83.6	3.6 x 9.5
CONVEX SHAPES	OUTLINE	174, 186	186	150-117-142	15-3-15	18.5	-40	89.1	3.6 x 9.5
	SIR FRANCIS BACON	176, 184, 190	184	143-107-139	6-4-6	16.0	-20.0	90	3.6 x 9.5
FISH SHAPES	PESCADO	180	180	158-125-144	20-4-1	19.5	-80	79.2	3.6 x 9.5
	SAKANA	166, 174, 181	174	150-105-138	10-4-0	15.0	-80.5	76.6	3.6 x 9.5
MEN'S FREERIDE	SICK DAY 104	172, 179, 186	179	137-104-121	12-4-6	17.7	-71.7	79.6	3.6 x 9.5
	SICK DAY 94	172, 179, 186	179	131-94-117	8-4-2	17.6	-65.0	80.3	3.6 x 9.5
	SICK DAY 88	165, 172, 179	179	127-88-113	7-5-2	17.4	-70.0	79.8	3.6 x 9.5
FREESTYLE	BLEND	171, 178, 185	178	132-100-122	4-4-4	22.0	-40.0	85.2	3.6 x 9.5
	CHRONIC	164, 171, 178, 185	178	129-95-120	2-5-2	16.0	-30.0	86.1	3.6 x 9.5
	TOM WALLISCH PRO	157, 164, 171, 178	178	118-90-116	5-4-5	19.0	-30.0	84.8	3.6 x 9.5
	HONEY BADGER	155, 166, 172, 177	177	120-92-116	3-4-3	19.5	-30.0	84.4	3.6 x 9.5
	HONEY BEE (WOMEN'S)	144, 155, 166	166	120-92-116	2-2-2	16.5	-30.0	77.4	3.6 x 9.5
YOUTH	SFB SHORTY	145, 155, 165	155	133-107-129	6-1-6	14.0	-30.6	72.9	3.6 x 9.5
	RUCKUS	135, 145, 155	155	108-82-103	2-3-2	16.0	-24.8	76.6	3.6 x 9.5
	TW SHORTY	119, 129, 139, 149	139	97-72-93	2-2-2	12.0	0	65.9	3.6 x 7.5

	MODEL	STICK	FEATURES	BASKET(mm)	GRIP DIAMETER (mm)	WEIGHT (g) (40"/100cm)
MEN'S FREERIDE	VISION	Carbon / 7075 Alum. Adjustable	Anti Slip Sleeve / THC / Pozi Tip	95 Screwoff	EVA Anatomical	239
	PAINTBRUSH	7075 Alum. Adjustable	Grab Tab / Velcro Strap / Pozi Tip	60 & 95 Screwoff	25 - BMX	245
	GRIP STICK	6061 Alum.	Velcro Strap	60 & 95 Screwoff	Snake Grip	200
MEN'S FREESTYLE	WALLISCHTICK	6061 Alum.	Grab Tab / Adjustable / Pozi Tip	60 Screwoff	25 - BMX	195
	PIN	6061 Alum.	Grab Tab / Adjustable Strap	60 Screwoff	25 - BMX	195
	TAC	6061 Alum.	Adjustable Strap	50 Screwoff	25 - BMX	175
WOMEN'S	HAIRPIN	6061 Alum.	Grab Tab / Adjustable Strap	60 Screwoff	25 - BMX	195
YOUTH	GET UP	6061 Alum. Adjustable	Adjustable Strap	50	Ergonomic	210

PRODUCT LINE OVERVIEW

Blade Collection




Blade 95

Blade 95

Blade 92

Blade 92

Women's Freeride




Pandora 110

Pandora 104

Pandora 94

Pandora 84

Men's Freeride



Sick Day 104

Sick Day 94

Sick Day 88

All-terrain Freestyle



Blend

Tom Wallisch Pro

Chronic

Honey Badger

Honey Bee

PRODUCT LINE OVERVIEW

Lightweight Freeride




Vision 118 Vision 108 Vision 98

Fish Shapes




Pescado Sakana

Convex Shapes



Outline Sir Francis Bacon

Youth



SFB Shorty Ruckus TW Shorty

Pointy Sticks with Grips



Vision Paintbrush Grip Stick Wallischstick Pin Tac Hairpin Get Up



LINE is a registered trademark of LINE Skis.
© 2021 LINE Skis.

K2 JAPAN
〒101-0032 東京都千代田区岩本町 1-10-5 TMMビル 6F
TEL: 03-6858-2311 FAX: 03-6858-2320